



District Report Card: 2017


State: Odisha	District: Balasore
Class: 5	Subject: Language
Schools: 60	Students: 1173


Participation/Coverage


Students

<div>GENDER</div> <div></div>	Boys		Girls	
	Number	%	Number	%
	571	48.68	602	51.32

<div>AREA</div> <div></div>	Rural		Urban	
	Number	%	Number	%
	1109	94.54	64	5.46

<div>CATEGORY</div> <div></div>	SC		ST		OBC		GEN	
	Number	%	Number	%	Number	%	Number	%
	238	20.29	274	23.36	482	41.09	179	15.26

<div>CWSN</div> <div></div>	LD	VI	HI	S&LD	ID	Oth
	2	2	2	6	1	6

<div>Management</div> <div></div>	Government		Government-aided	
	Number	%	Number	%
	1173	100.00	0	0.00

Average Performance of Students in Language (%)

Overall	Gender		Area		Management		Social Group			
	Male	Female	Rural	Urban	Govt.	Aided	SC	ST	OBC	GEN
59.98	60.62	59.38	59.77	63.65	59.98	0.00	56.86	54.48	64.27	61.01

Performance on Learning Outcomes (LOs)

Learning Outcomes	Description	Average Performance(%)
L504	Reads and comprehends independently storybooks, news items/ headlines, advertisements etc.	53.81
L508	Reads text with comprehension, locates details and sequence of events	63.07

Range of Performance of Students who Answered Correctly							
Below 30%		30% - 50%		50% - 75%		Above 75%	
Number	%	Number	%	Number	%	Number	%
174	14.83	198	16.88	425	36.23	376	32.05

Lowest Performing Learning Outcomes (LOs)

- 1 - Reads and comprehends independently storybooks, news items/ headlines, advertisements etc. (53.81)
- 2 - Reads text with comprehension, locates details and sequence of events (63.07)